

WEBCAM COVER

Protect Your Privacy Now!

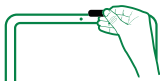


RAZOR WEBCAM COVER

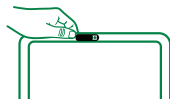
Installation:



1. Remove adhesive strip.



2. Position base over the camera lens, then press firmly.



3. Once installed, simply slide to open and close.

If the base and rails become detached, it simply snaps back into place.

The Problem

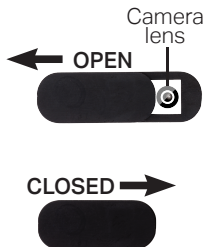
» Webcam hacking and spying is a very real threat leaving every device with a webcam vulnerable.

Our Solution

» Covering your webcam with a webcam cover removes the threat of webcam hacking and spying.

How it Works

» Webcam covers conveniently stick to any device.
» Easily slide back and forth to reveal and hide your webcam on your terms.



Complete Webcam Security

Perfect for: MacBooks, Laptops, Desktops, Smart TVs and more!

